


# FP1 FILTER PRESS

**PRECISION**  
EXTRACTION SOLUTIONS

By **AGRIFY**

**Up to 3,600L**  
Of Filtering per 8 Hours\*








## FP1 FILTER PRESS

The Precision® FP1 Cannabis Filter Press is the ideal device for post-winterization filtration of miscella or crude, as well as fines filtration. The press has the option to add up to 5 more filtration plates, easily doubling the throughput. This is a great for scalability, making it a reliable fit for labs of all sizes and production capacities in need of cannabis filtration.

The strength of the all-manual function, cannabis filter press is that it can be used in a C1D1 facility without the need for expensive explosion-proof components. Coming equipped with EPDM gaskets and food-grade stainless steel wetted parts on the manifold and pump, and the device requires very little air to operate.

### EQUIPMENT HIGHLIGHTS

-  **SCALABLE FILTRATION PLATES**
-  **FOOD-GRADE PARTS**
-  **EASY OPEN/CLOSE OF PRESS**
-  **AIR-DRIVEN HYDRAULIC PUMP**  
No Electricity Required
-  **C1D1 & GMP COMPLIANT**

## Efficient Cannabis Filtration

- Ideal for post-winterization, pressure filtration of crude oil, and fines filtering
- Easier to use, less labor intensive, and higher throughput capacity compared to candle or bag filters
- Two-stage hydraulic piston for easy opening/closing of press
- Heavy duty hydraulic cylinder for opening and closing of press
- Recessed, polypro-gasketed plates for leak-free operation
- Air blown manifold piping for air drying filter cakes
- Food grade wetted parts
- Manual hydraulic pump and cylinder
- Includes advanced spare parts kit
- **5 HP 20 CFM Air Compressor required**


Processing:  
**Up to 3,600L of Filtering per 8 Hours**

Capacity:  
**1 Cubic Feet + Expandable 1 Cubic Feet**

Filter Plates:  
**Five 470mm Filter Plates**

Hydraulic Pump:  
**Manual Hand Pump Closure**

Max Feed Pressure:  
**100 PSI**




## Equipment Specifications

<b>Dimensions</b> (approx.)	75" L x 32" W x 52" H
<b>Weight</b> (approx.)	1,500 lb
<b>Operating Temp Range</b>	-40°C to 37°C
<b>Average Flow Rate</b> (est.)	2 GPM
<b>Air Blow Down Pressure</b>	15 PSI
<b>Frame Material</b>	Carbon Steel
<b>Manifold Material</b>	304 Stainless Steel
<b>Sludge Chute</b>	8" x 8" Chute Opening
<b>Gaskets</b>	EPDM
<b>Warranty**</b>	One-Year

## Compliance



- PSI Certified in All 50 States
- Class 1, Division 1 Compliant
- The FPI is Approved for Sale in All Canadian Provinces

Filter Specifications 	
<b>Filter Area</b>	13.6 sq ft.
<b>Filter Plate Size</b>	470mm
<b>Filter Cloth Material</b>	Polypropylene